








Intravascular Catheter Size and Conversion Guide

Catheter Color	Birmingham Gauge (Ga)	French Size (~Fr)	Maximum Flow Rate (~mL/min)
	26	1.4	13
	24	1.7	20
	22	2	36
	20	3	60
	18	4	90
	16	5	180
	14	6	240

**flow rates are influenced by diameter of lumen and length of catheter and vary by manufacturer*